

Preliminary

55 MARQUIS™ LS



SPECIFICATIONS

Beam	16'	4,9 m
Bridge Clearance - <i>waterline to arch</i>	18'5"	5,61 m
Cabin Headroom	6'6 ³ / ₈ "	2 m
Draft	59"	1,5 m
Fuel System - <i>Diesel Twin Inboards</i>	836 U.S. gal.	3165 liters
Holding Tank	100 U.S. gal.	379 liters
LOA <i>with platform</i>	57'4"	17,5 m
Sleeps	6 (8 optional + 1 in optional crew quarters)	
Water System	200 U.S. gal.	757 liters
Weight <i>with fuel & water</i>	62,000 lbs.	28123 kg



MARQUIS™
YACHTS

www.marquisyachts.com

CONSTRUCTION

- Fabricated aluminum floor frames with stainless steel stanchions
- Hand-laid, molded fiberglass components featuring composite laminate hullsides, decks, & cabintops
- Molded fiberglass stringer system
- Solid fiberglass hull bottoms with Knytex substrates & Vinylester barrier coat
- Structural engine mountings - longitudinal stringer span mounting with reinforced, double-gusseted angle steel plates
- Tinted, tempered safety glass frameless window systems
- Unitized deck, cockpit, & cabintop construction with integral aluminum truss reinforcement in cabintop structure
- Walnut wood bulkheads, cabinetry, & trim throughout cabin with high-gloss finish

MECHANICAL

- Air conditioning - split system, 4-zone - 72,000 BTU; optional 24,000 BTU on bridge; with reverse cycle heat and heater strips; dedicated shore power connector
- Bow & Stern thruster
- Cutlass bearings - synthetic rubber composite
- Dripless shaft logs with spare seals
- Exhaust mufflers - engines, generator
- Fresh water cooling - engines
- Fuel tanks - welded, baffled 5052 aluminum
- Hydraulic steering
- Propellers - manufacturer-certified
- Propeller shafts - aquamet
- Rudders & Struts - 421 manganese bronze
- Seawater strainers
- Trim tabs - hydraulic/electric

ELECTRICAL

- AC/DC distribution panels with magnetic circuit breakers & integral generator & bilge blower controls; AC & DC voltmeters; AC ammeter
- Batteries (7) - deep cycle, marine (12V)
- Battery chargers (2) - electronic, AC-DC converters
- External connectors - CATV, telephone
- Generator - 23.0 kW
- Ground Fault Circuit Interrupt (GFCI) protection - all 110V outlets
- Inverter - combo 2500 watt/120 amp, 12v ship service charger with master shut off and bypass switches
- Shore power connectors (2) - 50 amp
- Shore power cords (2) - 50'
- Wiring system - tinned copper strand wire, harnessed, color-coded, labeled, meets or exceeds ABYC standards

ENGINE ROOM

- Access ladder
- Bilges coated with white, low-VOC gelcoat
- Bulkheads laminated to hull sides & stringers
- Catwalk - diamond plate aluminum
- Insulation - acoustical & thermal, vinyl vapor barrier
- Lights - overhead, fluorescent, controls in cockpit

WATER & HOLDING SYSTEMS

- Fresh water storage tanks (2) - polyethylene
- Fresh water system - pressurized (12V), with large-capacity filter
- Fresh water tank level monitor
- Handshower - fresh water, hot & cold, on transom
- Shore water connection with pressure-reduction valve
- Washdown - fresh water, bow & transom
- Waste holding tanks (2) - with filtered vents & dockside pumpouts
- Waste tank level monitor
- Water & waste lines - constructed of molecularly cross-linked polyethylene
- Water heater - 20 gallons (110V)

SAFETY & NAVIGATION

- Anodes - zinc, sacrificial
- Battery master disconnect switches
- Battery restraint brackets & boxes
- Bilge alarm - high water
- Bilge blowers (12V)
- Bilge pumps (3) - 2000 gph each, auto/manual operation
- Bronze valves for all underwater thru-hulls
- CO detectors in salon & staterooms
- Compass - illuminated, flush-mount
- Engine alarms - temperature & oil pressure
- Fire suppression system - automatic, FE241 (FM200 in European Community)
- Galvanic isolator/zinc saver
- Horn - dual, air (12V), trumpet
- Internal bonding system
- Isolation transformers on the internal shore power lines
- Molded nonskid surfaces on all walk decks - diamond pattern
- Navigation lights - USCG/ COL REG approved
- Spotlight
- Transom docking lights
- Windlass package - with 60 lb. anchor & 200' of 3/8" chain

DECKS

- Anchor roller - over-the-stem, stainless steel channel with nylon rollers
- Bow chafe plate - stainless steel
- Bow lockers (2) - in-deck, self-draining, for fender storage & anchor chain locker access
- Bow rail - 1.25" O.D., lineal-buffed, welded stainless steel, with additional intermediate rail amidships & forward
- Bow rail stanchions - double-welded (*inside & outside*), stainless steel, anchored to aluminum backing plates laminated into deck
- Cleats - (12" stainless steel: Anchor (1), Bow (2) - hawse pipes; Stern (4); (10" stainless steel: Spring (4) - bolted through aluminum backing plate
- Deck toe rail
- Foredeck sun pad
- Grab rail - stainless steel, over cabin windows, running length of cabin & above windshields
- Rub rail molding - heavy-duty, stainless steel insert
- Windshield weather covers - color coordinated

COCKPIT & SWIM PLATFORM

- Boarding platform - 51.62 ft² approx., integral to hull & deck
- Boarding ladder - telescoping, with grab rail, concealed in boarding platform
- Bolsters - padded, on port & starboard weatherboards
- Bridge stairway - integral, diamond pattern non-skid steps, with stainless steel hand rail
- Cockpit - 27.85 ft² approx., integral to hull & deck, self-draining
- Grab rails - stainless steel, by side deck stairways and on top of transom
- Hatch - engine room access, guttered, watertight, locking stainless steel latch, gas-assist, ladder to machinery compartment, sized to permit equipment removal
- Lights - courtesy, recessed, with exterior-mounted switch
- Lights (4) - halogen, overhead, recessed, with exterior-mounted switch
- Overhead sun/weather protection - 6' from cabin toward stern
- Side deck stairways (2) - integral to deck
- Stereo speakers (2) - pre-wired
- Transom doors (2) - aluminum, secures closed, stainless steel hardware
- Transom lounge - accommodates 5 adults, with storage beneath

BRIDGE

- 110V GFCI outlet
- Aft bridge dinghy storage configuration
- Beverage holders - self-draining
- Electronics arch - custom aluminum with acrylic polyurethane surface coating & UV protection
- Electronics arch access plates - corrosion-resistant polymer attached with noncorroding screws & waterproof sealant
- Forward and port sun pads
- Lights - courtesy, recessed
- Lounge - double wide, starboard side, with storage beneath
- Lounge - L-shaped, port side, accommodates 5 adults, with storage beneath
- Self-draining walk surface
- Stereo speakers (2) - pre-wired
- Wet bar - self-draining sink, with pressure cold water, storage beneath

HELM

- Access panel - provides access to wiring below helm
- Accessory space - for installing navigation equipment
- Adapter - 12V
- Beverage holders - self-draining
- Dash - fiberglass with brushed aluminum accents
- Gauges - synchronizer, rudder angle (*multi-gauge*); digital tachometer with hourmeter (*1 per engine*); oil pressure, engine temperature, engine battery voltage, fuel level, (*multi-gauge, 1 per engine*)
- Helm & Companion seat - swivel pedestal, flip up seat bolster, adjustable, high-quality marine-grade upholstery, embroidery stitching with arm rests
- Marquis Docking System with wireless remote
- Tilt steering wheel
- Windshield - wraparound, stainless steel frame

LOWER HELM (OPTION)

- 110V outlet
- AC main distribution panel
- Carpet - tufted cut pile, 65 oz., crush-resistant, 100% nylon
- Circuit breakers - for helm controls
- Command bridge access stairway
- Gauges - flush-mounted, for navigation equipment
- Helm - wrap-around, aircraft-style
- Helm seat
- Lights (3) - halogen, overhead, recessed
- Night operations light - halogen, red illumination
- Rocker light switches
- Rope lighting - halogen, recessed in soffits
- Telephone connector
- Windshield defoggers (3)
- Windshield wipers (3) - pulse, each with fresh water washer

SALON

- 110V GFCI outlet
- Air conditioning controls
- Carpet - tufted cut pile, 65 oz., crush-resistant, 100% nylon
- Chairs (2) - Flexsteel
- Curtain - décor-matched, over entrance door
- Décor package - 10-piece decorator pillow set
- Designer décor
- DC main distribution panel
- Entertainment group - 32" TV with lift, receiver/DVD/CD changer with satellite radio & speakers
- Entrance door - stainless steel frame, curved, sliding, double wide, handle lock, deadbolt, neutral density glass, with interior screen
- Fixed polycarbonate windows
- Inverter power system monitor
- Lights (7) - halogen, overhead, recessed, with electronic dimmer controls
- Mini blinds - décor matched
- Rocker light switches
- Rope lighting - halogen, recessed in soffits
- Sofa - Flexsteel, with double incliners
- Storage cabinet (2) - above port outboard window
- Telephone connector

GALLEY

- 110V GFCI outlet
- Coffeemaker - built-in
- Countertops - solid surface
- Designer décor
- Fixed polycarbonate windows
- Flooring - bamboo
- Lights (5) - halogen, under cabinets
- Microwave - built-in
- Range - electric, 3-burner, smooth top
- Range vent
- Refrigerator/freezer - side-by-side, under counter
- Rocker light switches
- Sink - double-basin, stainless steel, undermounted, with removable sprayer spout
- Storage cabinet (3) - above countertop
- Storage drawer (4)

DINETTE

- Flooring - bamboo
- Lights (6) - halogen, overhead, recessed
- Lounge - U-shaped, accommodates 6 adults, with storage beneath
- Table - walnut with aluminum support base

MASTER STATEROOM

- 110V GFCI outlet
- Air conditioning controls
- Berth - queen, pillowtop innerspring mattress, island
- Berth endtables (2) - walnut with trim
- Carpet - tufted cut pile, 65 oz., crush-resistant, 100% nylon
- Dresser (2) - walnut inlay with trim, on port and starboard, 9 drawers each
- Designer décor
- Entrance door - walnut exterior, secures open & closed, stainless steel hardware
- Hanging lockers (2) - full height, cedar-lined, curved aluminum rail, carpeted, overhead shelf, automatic light
- Lights (2) - halogen, over berth head, directable for reading
- Lights (18) - halogen, overhead, recessed, with electronic dimmer control
- Mini blinds - décor matched
- Rocker light switches and dimmer control
- Storage beneath mattress; gas-assisted hinges
- Telephone connector

MASTER HEAD

- 110V outlet
- Entrance door - walnut exterior, secures closed, integral doorstop, stainless steel hardware
- Head fan
- Holding tank monitor
- Lights (7) - halogen, overhead, recessed
- Linen closet - with 6 shelves
- Medicine cabinet - mirrored doors with 3 shelves
- Nonskid sole
- Rocker light switches
- Storage cabinet (4) - above outboard windows
- Soap dispenser & towel rings
- Toilet - vacuum flush, pedestal with run/sleep switch
- Toilet paper holder: wall-mounted
- Towel bars
- Vanity - solid surface top & backsplash, integral sink, 2 door cabinet below

Shower Stall

- Entrance door - clear acrylic in aluminum frame, secures open & closed
- Light - halogen, overhead, recessed
- Nonskid sole
- Shower head - adjustable height, detachable for use as hand-shower

VIP STATEROOM

- 110V GFCI outlet
- Air conditioning controls
- Berth - oversized queen, innerspring mattress, island
- Berth step-ups (2) - carpeted
- Carpet - tufted cut pile, 65 oz., crush-resistant, 100% nylon
- Designer décor
- Entrance door - walnut exterior, secures closed, stainless steel hardware
- Hanging locker (2) - cedar-lined, automatic light
- Lights (2) - halogen, over berth head, directable for reading
- Lights (10) - halogen, overhead, recessed
- Mini blinds - décor matched
- Mirrored headboard
- Overhead hatch - translucent, lockable, inside screen
- Portlights (2)
- Private guest & third head access
- Rocker light switches
- Storage beneath mattress
- Surround cabinet - (3) above and (2) below port & starboard berth windows
- Telephone connector

HEAD

- 110V outlet
- Entrance door from guest stateroom - walnut exterior, secures closed, stainless steel hardware
- Head fan
- Light (3) - halogen, overhead, recessed
- Mirror above vanity with shave mirror attachment
- Nonskid sole
- Portlight: privacy glass
- Rocker light switches
- Shelves (3) - with sea rails
- Soap dispenser
- Storage cabinet (2) - above outboard countertop
- Towel rings (2)
- Vanity countertop extension; solid surface
- Vanity - solid surface top & backsplash, integral sink, with drawer
- Nonskid sole
- Shower head - adjustable height, detachable for use as hand-shower

Wet Head

- 110V outlet
- Entrance door (2) - from guest and third stateroom walnut exterior, secures closed, stainless steel hardware
- Head fan
- Lights (2) - halogen, overhead, recessed
- Medicine cabinet - mirrored door
- Nonskid sole
- Rocker light switches
- Soap dispenser, toilet paper holder, towel bar & robe hook
- Toilet - vacuum flush, pedestal, with run/sleep switch
- Vanity - solid surface top & backsplash, integral sink, with cabinet below
- Shower curtain and track

Shower Stall

- Entrance door - clear acrylic in aluminum frame, sliding door, secures open & closed
- Light - halogen, overhead, recessed

GUEST STATEROOM

- 110V GFCI outlet
- Berth (2) - twin
- Carpet - tufted cut pile, 65 oz., crush-resistant, 100% nylon
- Designer décor
- Entrance door - walnut exterior, secures closed, stainless steel hardware
- Hanging locker, automatic light
- Lights (8) - halogen, overhead, recessed
- Mini blinds - décor matched
- Portlight
- Rocker light switch
- Telephone connector

OWNER PREFERENCE ITEMS

PROPULSION:

- CAT C12 - 715 hp
- Volvo D9 - 500 hp*
- Volvo D9 - 575 hp
- Volvo D12 EDC - 715 hp
- Volvo D12 EVC - 775 hp

MECHANICAL:

- Cockpit control station
- Dual cockpit capstan winch
- Engine oil change system

ELECTRICAL:

- Dual cablemaster for shore service
- Dual forward shorepower connector

WATER & HOLDING SYSTEMS:

- Grey water holding system (not available with dishwasher or washer & dryer options)
- Overboard discharge system

Transom & Bow Washdowns

- Both fresh & seawater
- Fresh water only*
- Seawater only

SAFETY & NAVIGATION:

- Autopilot
- Dinghy storage cradle (not available with extended layout)
- Sail Away package - 8 dock lines, 5 fenders, 5 fender lines, 12 life jackets, 2 safety bags, 1 flare kit, 1 life ring, 4 fire extinguishers

Davit (not available with extended layout)

- Multi-function - 1000 lb.
- Single-function - 600 lb.

Navigation Electronics Package

- Bridge
- Bridge plus Radar
- Bridge & Lower Helm
- Bridge & Lower Helm plus Radar

Video Monitor System

- Bridge system
- Bridge & lower helm system
- Pilothouse system

AMENITIES:

- #### Bridge Seating
- Standard bridge*
 - Extended bridge

Bridge Wet Bar

- Grill
- Icemaker
- Icemaker & grill
- Icemaker & refrigerator (not available with standard layout)
- Refrigerator (not available with standard layout)
- Refrigerator & grill (not available with standard layout)
- Storage*

Canvas

- Prestige bimini top
- Prestige full bridge canvas with carpet

Exterior

- Bridge air system
- Bridge hardtop
- Bridge hardtop soft enclosure
- Bridge lounge slip covers & pillows
- Carpet
- Cockpit table
- Cockpit to bridge door
- Helm & seat covers
- Hydraulic lift system
- Stereo - AM/FM receiver with CD changer, remote control & speakers

Galley

- China, *Marquis* monogrammed, service for 6
- Crystal, *Marquis* monogrammed, service for 6
- Dishwasher
- Flatware, *Marquis* monogrammed, service for 6
- Galley up* (no interior access to bridge)
- Galley down with bridge stairs and door (available only with lower helm)
- Lower helm
- Trash compactor

Salon

- Central vacuum system
- Decorator pillow set: 6-piece
- Intercom system: 4 stations
- Stereo addition: surround sound system

Sofa

- Double incliner*
- Storage
- Stowaway bed

Staterooms

Guest Stateroom

- 17" LCD TV & DVD
- Berths - twin bunks*
- Office configuration; desk with 1 cabinet and 3 drawers
- Stereo

Master Stateroom

- 20" LCD TV & DVD
- Stereo
- Washer/dryer

Stern Cabin

- Crew cabin - watertight transom access door & engine room access door
- Storage area with watertight transom access door & engine room access door

VIP Stateroom

- 17" LCD TV & DVD
- Stereo

DÉCOR:

Canvas Color

- Black Sunbrella
- Cadette Grey
- Captain's Navy
- Charcoal Tweed
- Toast
- White Stamoid*

Ensemble

- Aegean (blue/green tones)*
Ultraleather:
Truffle* OR White
- Belize (beige/neutral tones)
Ultraleather:
Bridle* OR Milkweed
- Caspian (black & ivory tones)
Ultraleather: Raven Wing*
OR Milkweed

*Standard Option

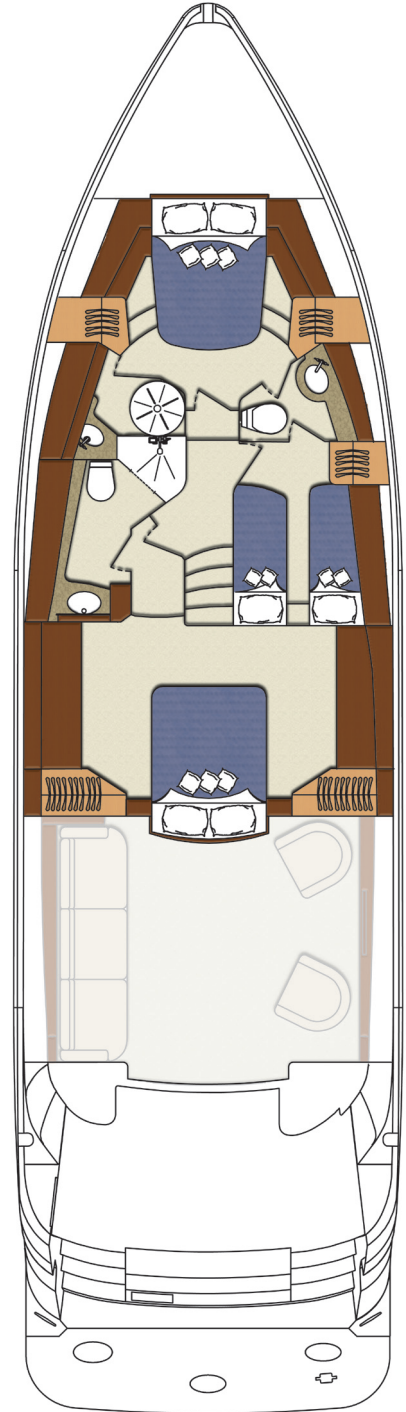
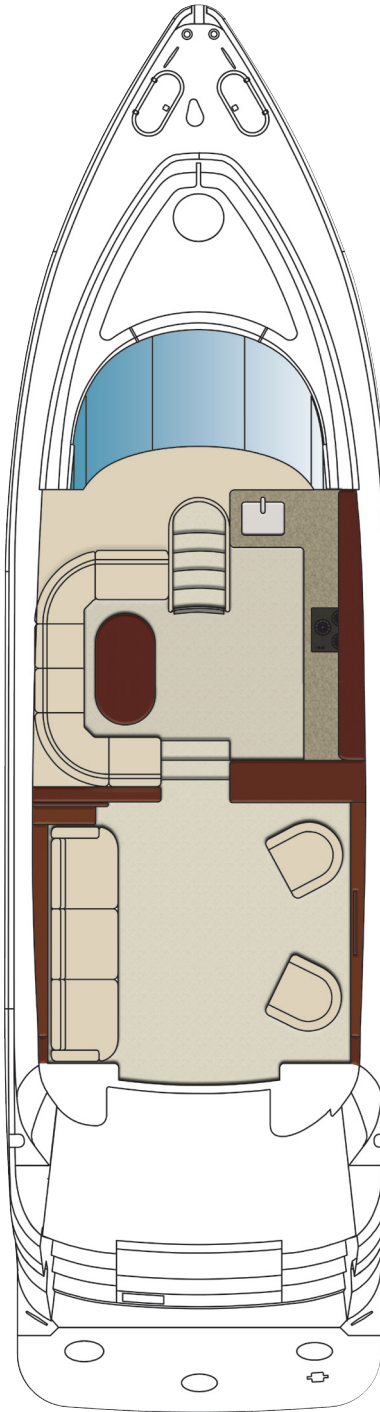
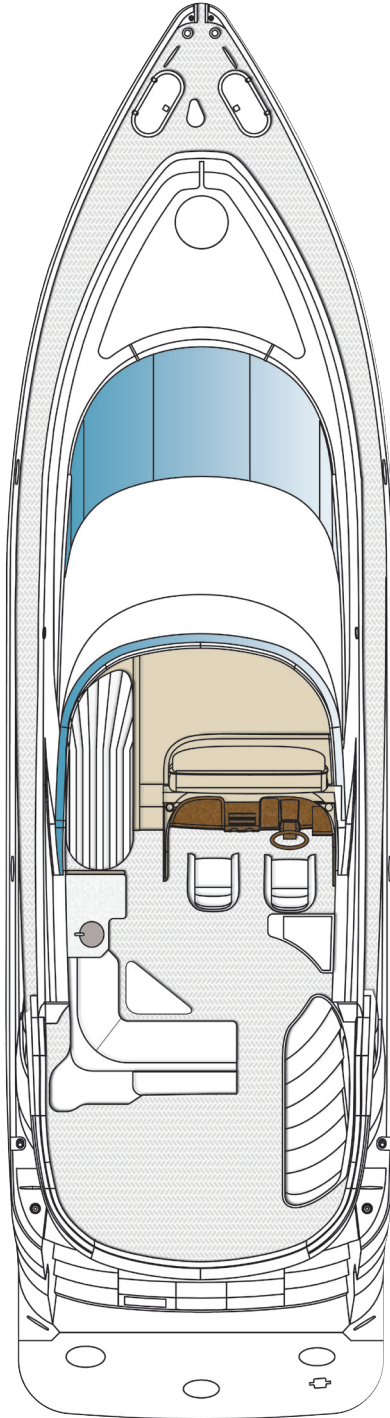
55 MARQUIS™ LS

FLOOR PLANS



MARQUIS™
YACHTS

Preliminary



Marquis Yachts

P. O. Box 1010 • Pulaski, WI 54162-1010 • 920.822.1575

The information contained in this document is both preliminary and pre-production and should not be construed as final. Marquis Yachts reserves the right to change price, colors, materials, equipment specifications or models without notice. All specifications and measurements are approximate and subject to change. Models may be discontinued without obligation to previous purchasers. Illustrations may include optional equipment. Some electrical equipment is only offered in 120V/60Hz; check with your Marquis Dealer for availability outside the U.S.

©2006.v2
5427 K7